


Xiaomi mi mover app download

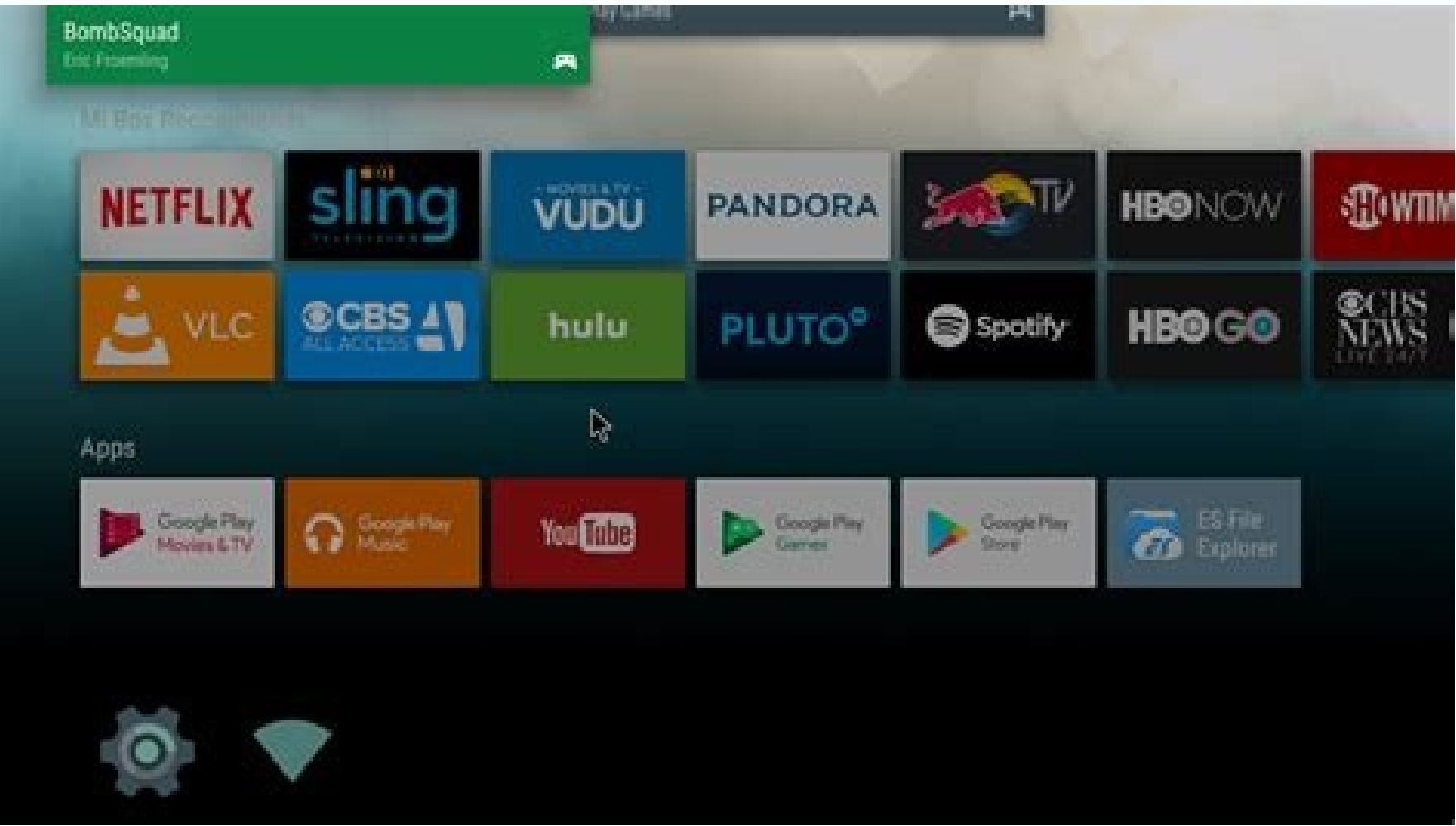
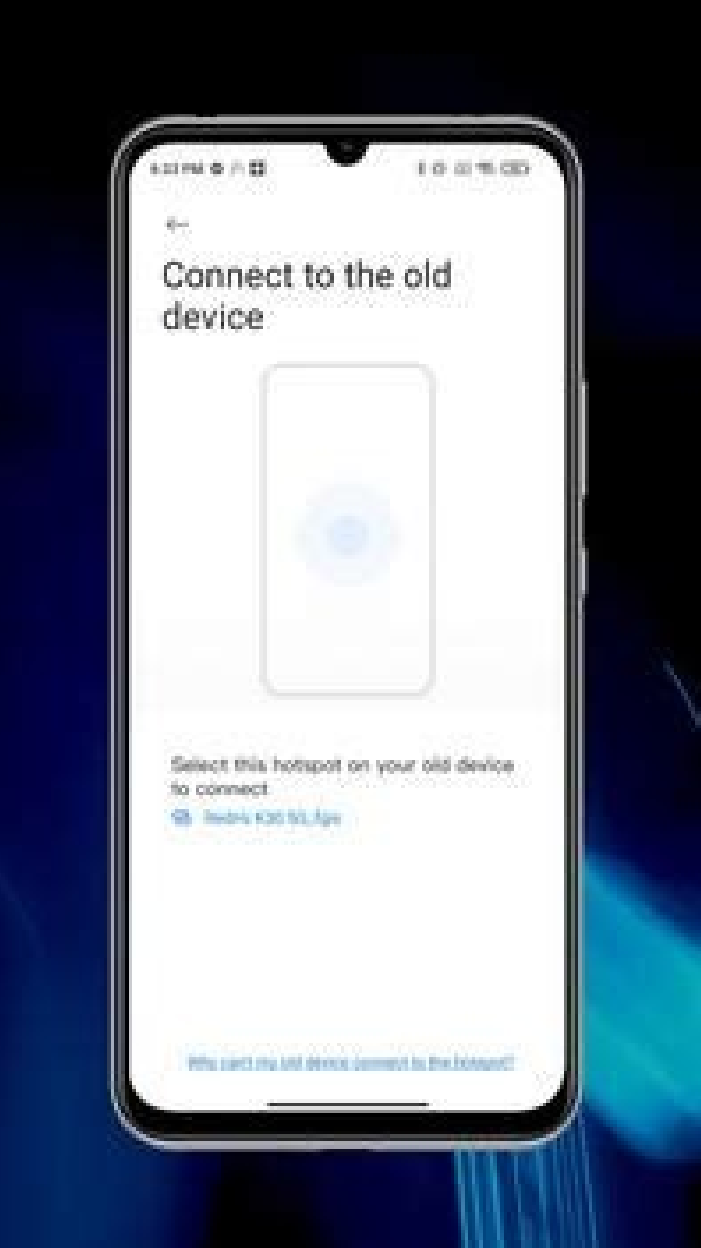
☐

I'm not robot

  
reCAPTCHA

Continue





What is mi mover app. Is mi mover safe. How to use mi mover app.

HomeDownload Guides How to transfer data from your old phone ... December 24, 2022 16:30 With Xiaomi MI Mover, you can quickly and easily transfer data from your old phone to a new one. We explain the procedure step by step. Xiaomi phones are getting more and more popular. If you have bought a new MI, POCO or Redmi smartphone, you will probably want to transfer your data from the old one to the new mobile phone. This is possible during the installation of your Xiaomi mobile phone or later. Mi Mover doesn't help to migrate from iPhone like Samsung with Smart Switch, OnePlus with clone phone, Huawei with clone phone and Apple ported to iOS, Xiaomi offers you a mobile app for that. It's called Mi Mover. However, there are a few limitations compared to competing programs: Mi Tover can only be downloaded for Android phones. If you want to switch from iPhone to Android, we will help you in the related article. In addition, MI Carrier cannot transmit all data. The Xiaomi tool can transfer photos, contacts, SMS, MMS and call logs, as well as voice recordings, videos and documents. You have to manually transfer WhatsApp chats to a new mobile phone. The following explains step by step how to transfer data using MI Carrier. Note. Both mobile phones must be connected to a WLAN network for data transfer. The SIM card may already be added to a new mobile phone. 1 First you need to install the MI Mover app on your old phone. First launch the app and agree to the Terms of Use. Then select "I am the sender". Install 2 MI Carriers on a new phone at the same time, launch the app and I have a prescription. \*3 Now make sure MI Carrier is installed and ready to use on both old and new phones. Click installed. \*4 The new mobile phone now becomes the WLAN hotspot on the old mobile phone that you need to select. 5 Now you can choose which data to transfer. Execute the process and wait for it to complete, steps to transmit data using MI carrierDownload Home How to transfer data from old phone to my ... December 24, 2022 at 4:30 pm. With Xiaomi MI Mover, you can quickly and easily transfer data from your old phone to your new one. We will explain the procedure step by step. Xiaomi phones are popular. If you also bought a new MI, Poco or Redmi smartphone, you might want to transfer your data from your old to your new mobile. This is possible when setting up a Xiaomi mobile phone or later. Mi Mover does not help when traveling with an iPhone, similar to Samsung with the Smart Switch, OnePlus with the Kloniphone, Huawei with the phone clone and Apple with the move to iOS, Xiaomi "offers you a special program. It's called Mi Mover. However, compared to competing applications, there are some limitations: Mi Mover can only be downloaded for Android phones. If you want to switch from iPhone to Android, we will help you in the related article. Also, MI Mover cannot transfer all data. The Xiaomi tool can transfer photos, contacts, SMS, MMS and call logs, as well as audio, video and documents. You need to manually transfer your WhatsApp cats to your new mobile phone. Below is a step-by-step guide to transfer data using MI Mover. Note. Two mobile phones must be connected to the WLAN for data transfer. The SIM card can already be inserted into a new mobile phone. 1 First, you need to install the MI Mover application on your old phone. Run the application and take the conditions first. Then select "I am the sender". 2 At the same time, install MI Mover on your new phone, start the application and select "I have been assigned a cipher". \*3 Confirm that MI Mover is installed and ready for your old and new phone. Click Installed. ... shows the steps required to transfer data with MI Mover. YouTube external container Here you will find a YouTube video that completes the article in one click, you can see if it accept that external content is displayed. Thus, personal data can be transferred to third-party platforms. More information about this in our data protection regulation. Do not help you or you cannot use all data, you will find multiple data transfer software between two mobile phones to our boot archive. As an alternative, you can also play in the cloud when booking copying old Android mobile phone using Google and register it on the new Xiaomi smartphone. I move that it shows insufficient space to store data, move to me that the local backup copy of the old mobile phone and requires enough space. If you get an error message that indicates that memory is not enough, the storage site should be an oath on an oath on Android. The attached guide will help you. Depending on the data, you should be absolutely the following Xiaomi mobile phone settings. Every Friday, they don't miss the World Network newsletter: The biggest information and fun reviews in the world of technology! APK 3.2.1 Android + April 5, 2021 APK 3.1.1 Android + 5.0 March 2, 2021 APK 3.1.0 Android + 0 February 2021 APK 3.0.9 Android + February 5.4 2021 APK 3.0.8 Android + 5.0 January 2021 APK 3.0. 7 Android + 5.0 December 31, 2020. Well, MOVER is not the name of the big dance of newspaper disco and Republican dance. Mi Mover is an intellectual use of Xiaomi, with which you can use data from the old smartphone for new. Come on, we'll show you how to do it, have a smartphone and want your data from old Xiaomi to a new mobile company? Is your mobile phone presented? Of course you install it for you. Obviously, you don't want to lose your important data such as suitable photos, contacts and backup copies. How are you now? What is the program? In some steps we will show how it works with Xiaomi MI Mover: for Mi Miver, this Mi and Mi Uckbergerxiaomi has developed an application that I will move specifically for this purpose. As a user, the application allows you to use wireless data transfer between Xiaomi mobile phones. In most devices, the application is already installed on a smartphone, but you can also download it from MiDownload the archive: you can select and transfer all the data, such as photos, videos, contacts, messages and even data from popular apps among the Xiaomi devices. Short question: what about your mobile telephony contract? Do you still pay a high basic fee and get a small performance? According to our tariffs for mobile phones on Starmobile.de, you are guaranteed that you will find a suitable contract with better circumstances! Or get the latest smartphone from Apple or Samsung. Find more under our best offers! Step 1: Prepare the new Xiaomi smartphone for the transfer of data to the latest Xiaomi smartphones, the Miver application is pre-installed (1-4); you can find the application in Settings> My device> Move the data (Miver) Xiaomi Myer in the settings if not, start with Mover after downloading it from the app store mi. Make sure the WLAN function is activated above on both phones. The MI Mover app and the QR code start the app and select the new smartphone as a recipient (5). The QR code is then displayed that you can scan with your old smartphone (6) suggestion: Black Friday and Kiber Week are imminent! Now he starts talking and sailing on our site with the best offers. There you have the guarantee of finding the right mobile phone with action 2: drive the old Xiaomi mobile phone to correctly scan the QR code and download the app with your old smartphone (1) QR shown in the new smartphone code and add it to "Mi MOVER "(2) Install the app. You will be automatically forwarded to the application using the QR code. Install the MI MOVER app on the old cell phone and connect after installing the app on the old smartphone, start the app (3) and select the mobile phone as a sender (4). Then select the new smartphone and add both phones (5). Connect the old and the new device using the app, if both phones are connected wirelessly, the current and new smartphone appears (7). It is possible to start the transmission of the data by selecting the "sender" on the old smartphone and connecting an active connection to the new smartphone. On December 23, 2021, 00:00 miles, it is an application with which it is possible to transfer data to a new computer.It helps. Netzwerk leads to free download. Points 2. 9 out of 10 points 3. 7 of 10 points 4. 9 of 10 points 5. 6 of 10 points - iOS 6.0 Samsung Smart Switch a

